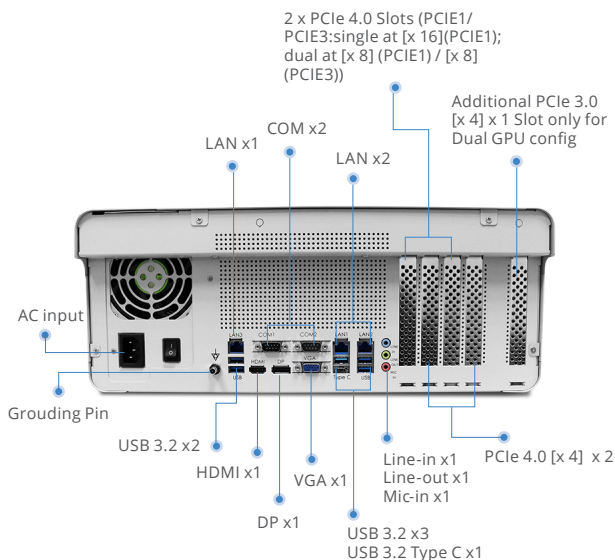
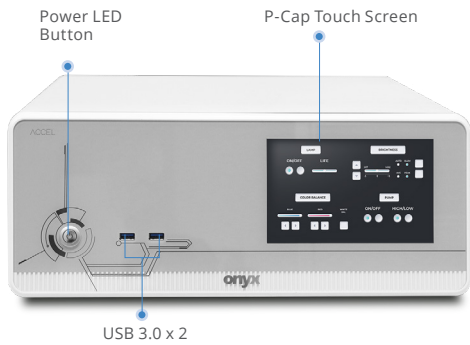



AI Hardware Solution

ACCEL-VM1000

Dual GPU card Medical AI Edge PC with Intel 13/12th Gen Core i9 CPU



Features

- Intel® 13/12 Gen Core i9 Processor
- Support 4 x DDR4 3200 288 pin Long-DIMM up to 128GB
- Optional 7" Front Screen with P-Cap Touch
- Support front dual USB 3.0
- Support GPIO and Remote Power Switch design for embedded use
- Support Dual Nvidia RTX A6000 cards and additional capture card installation
- Support 4 x PCIe Gen4 Slots for high end graphic card and capture card integration
- Support Medical Grade 1500W PSU for Dual GPU Card and 700W PSU for Single GPU card

Application

- Medical AI Application

Specifications

MAIN SPECIFICATIONS

Processor	Intel® 13/12th generation Core I Processor
System Memory	DDR4 3200 DIMM x 4 up to 128GB
Chipset	Intel® W680
Storage Disk Drive	2.5" SATA SSD x 2, M.2 2280 NVMe SSD x 1
TPM	2.0
Front Scree(Optional)	7" LED Panel with P-Cap Touch
Speaker (Optional)	5W x 2
OS Support	Windows® 10 and 11, Linux (optional)

I/O

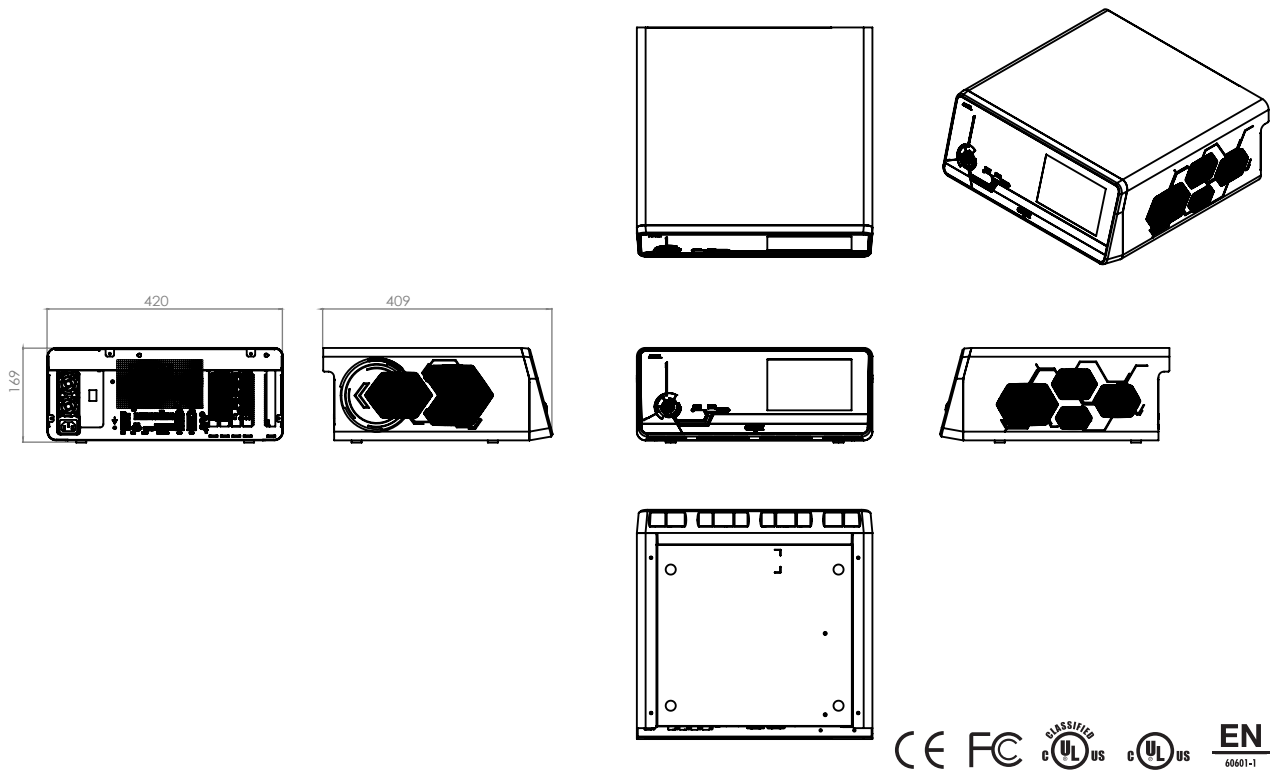
USB	USB 3.2 Gen 2 Type A x 5, USB Gen 2 20G Type C x 1
Ethernet	GigaLAN x 1, 2.5G LAN x 2
Video Out	HDMI 2.0 x 1, DP 1.4 x 1, VGA x 1
Audio	Line-in x 1, Mic-in x 1, Line-out x 1
Series Ports	RS232 x 2
Function I/O	Remote power switch x 1 (Optional) Grounding pin x 1
Power	AC input
Front I/O	USB 3.0 x 2, Power Button x 1
Expansion I/O	2 x PCIe Gen4 Slots (PCIe1/PCIe3:single at x16(PCIe1); dual at x8 (PCIe1) / x8 (PCIe3)) with x16 connector PCIe [x 4] x 2 M.2 2230 E Key x 1 M.2 2280 M Key [PCIe x 4] x 1

MECHANICAL AND ENVIRONMENTAL

Power	100V to 240V AC Input , 700W or 1500W
Operating Temperature	0°C ~ 35°C(32°F ~ 95°F)
Storage Temperature	-20°C ~ 60°C(-4°F ~ 140°F)
Dimension	420 x 169 x 409 mm
Package Size	630 x 310 x 565 mm
Gross Weight	12kg
Net Weight	11kg
Certifications	CE: EN 60601-1-2: 2015 + A1: 2021 (V4.1), EN 60601-1: 2007 + A1:2013 +A2:2021 (V3.2) EN 55032:2015/A1:2020 EN 55035:2017/A11:2020 (ITE) IEC 62368-1:2020+A11:2020 (ITE) FCC: Part 15B/ Part 18 UL: ANSI AAMI ES60601-1:2005/A1:2012/ A2:2021(V3.2) cUL: CAN/CSA-C22.2 No. 60601-1:14 (IEC 60601-1: 2005+A1:2012+A2:2020,MOD) (V3.2)

Dual GPU card Medical AI Edge PC with Intel 13/12th Gen Core i9 CPU

Dimension / Unit: mm



Ordering Information

- ACCEL-VM1000-N4-A1-1010
Medical AI Edge.i9-13900E.FAN.4 PCIe Slot.Medical 700W.White
- ACCEL-VM1000-N4-A2-1010
Medical AI Edge.i9-13900E.7" LED Panel, 400nits.FAN.4 PCIe Slot.
Medical 700W.White
- ACCEL-VM1000-N5-A1-1010
Medical AI Edge.i7-13700E.FAN.4 PCIe Slot.Medical 700W.White
- ACCEL-VM1000-N5-A2-1010
Medical AI Edge.i7-13700E.7" LED Panel, 400nits.FAN.4 PCIe Slot.
Medical 700W.White
- ACCEL-VM1000-N1-A1-1010
Medical PC.i9-12900E.700W PSU, White
- ACCEL-VM1000-N1-A2-1010
Medical PC.i9-12900E.7" Panel.700W
PSU.P-Cap, White
- ACCEL-VM1000-N1-A3-1010
Medical PC.i9-12900E.1500W PSU, White
- ACCEL-VM1000-N1-A4-1010
Medical PC.i9-12900E.7" Panel.1500W
PSU.P-Cap, White

Optional Accessories

- 9686A60000
(AOH)(TF)Graphics Card.NVIDIA Quadro RTXA6000.48GB.
GDDR6.PCI-E 4.0*16.DP 1.4.NVIDIA.RTX A6000
- 9686A50000
(AOH)(TF)Graphics Card.NVIDIA Quadro RTXA5000.24GB.
GDDR6.PCI-E 4.0*16.DP 1.4.NVIDIA.RTX A5000
- OPM-C20W-A7
WLAN Kit.802.11ax(Wi-Fi 6E).w/BT 5.3.dual ext. antenna.
Intel.AX210.NGWWGIE.vPro.for ACCEL-VM1000
- A10-SPK-A1
5W Internal Speaker kit.for ACCEL-VM1000