




ACCEL Surgical Monitor - M3201

Multi-Picture Functionality

ACCEL-M3201 supports multipicture functions for multitasking and simultaneous viewing of up to four (4) video sources (Quad multipicture mode) at 1080p modes:

- Picture-in-Picture (PIP), 
- Picture-by-Picture (PBP), 
- Picture-Over-Picture (POP), 

Those models are available to increase productivity and performance that promise to bring the better solution for every user.



Utilization of DICOM-Part 14 GSDF Standard

ACCEL-M3201 support the DICOM function, which can utilize the DICOM Part 14 GSDF Standard to provide user clearer image.



Ambient Light Sensor

ACCEL-M3201 utilize the ambient light sensor to adjust the display's brightness to a lower or higher level automatically. Thus allowing the user a consistent visual experience when viewing images on our monitors

3D LUT and 1D LUT Color Correction

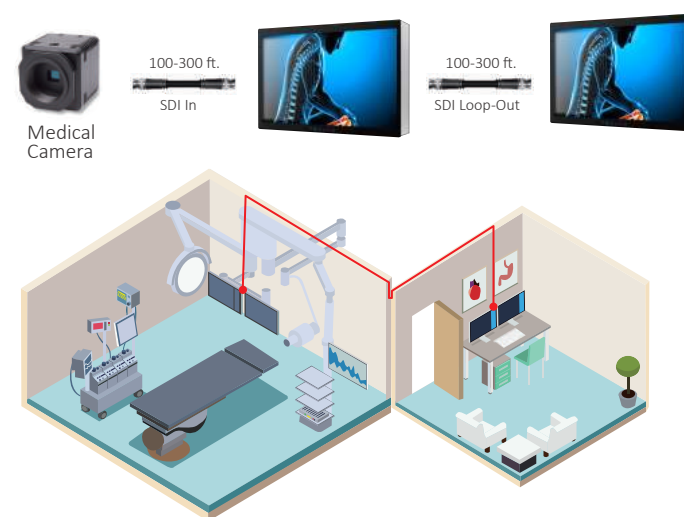
ACCEL-M3201 offers 3D look-up-table technology provide clients the ability to correct non-linear color rendering errors common and get the clear image in the most LCD medical displays.



Uncorrected Image With .Look Applied

Multi-Stream Transport

ACCEL-M3201 supports for Multi Stream Transport (MST), a unique feature. It enables the source system to send multiple independent Video Signals over a single port as like as DisplayPort 1.2 output or SDI (12G) output. ACCEL-M3201 including multiple video inputs and outputs that enable multiple monitors to show images at the same time.



IR Remote Control

Infrared Remote Control system is a perfect fit for medical applications especially at operation room increases productivity and prevents cross-contamination



Friendly Installation-OR Wall Panel



HIS / PACS Station 32"-32"



Diagnostic Displays 32"-27"



Clinical Displays 27"-27"

Contact Information

Onyx Healthcare Inc.

2F., No.135, Lane 235, Pao Chiao Rd.,
Xindian Dist., New Taipei City 231,
Taiwan (R.O.C.)
Tel: 886-2-8919-2188
Fax: 886-2-8919-1699
E-mail: sales@onyx-healthcare.com

Onyx Healthcare EUROPE B.V.

Primulalaan 42, 5582 GL, Waalre,
The Netherlands
Tel: +31-(0)499-745600
E-mail: eusales@onyx-healthcare.com

Onyx Healthcare USA, Inc.

324 W. Bluebridge Ave.,
Orange, CA 92865
Tel: +1-714-792-0774
Fax: +1-714-792-0481
E-mail: usasales@onyx-healthcare.com



ACCEL

32-inch 4K UHD Surgical Work Station & Monitor



1st Worldwide Operating Room Solution



ACCEL Series Multi-Touch Surgical Work Station and Monitor

In today's digital operating rooms, critical information and images such as patient vital signs, surgical and x-ray images must all be displayed simultaneously for quick and easy viewing by doctors and nurses. Leveraging the latest advances in display technology, the Onyx ACCEL series offers large screen ultra-high-definition 4K resolution displays featuring Intel® Xeon® and Core™ i7 quad-core and AMD Ryzen processors, capacitive multi-touch screens and multiple video inputs that improve display quality and work efficiency.



ACCEL-A3201	ACCEL-A3202	ACCEL-M3201
32-inch 4K 350/700-nit High End Surgical Station	32-inch 4K 350-nit Ultra Slim Surgical Station	32-inch 4K Surgical Monitor
Capacitive Multi-Touch Screen	Capacitive Multi-Touch Screen	Thin and compact design with impact resistant screen
Intel Xeon / Core i7 Processor up to 3.7GHz	AMD RYZEN EMBEDDED V1000 Processor up to 3.8GHz	Fanless and ventless design, easy-to-clean
Intel HD Graphics or Discrete NVIDIA Graphics	AMD Radeon Vega Graphics	Compatible with existing imaging systems
Triple PCI Express Slots: PCI Express[x16] x1, PCI Express[x4] x1, PCI Express[x1] x1	PCI Express[x4] slot x1 53mm Thickness Slim Design	Antimicrobial Surface Coating

ACCEL Surgical Work Station

32" 4K UHD 350/700-nit High Brightness Display

- 3840x2160 resolution has ultra-high pixel density at 137 pixel per inch. Every medical image will be displayed with high clarity and you won't miss any detail.
- Using 10-bit data for each RGB color reproduces the entire full color range of approximately 1.07 billion colors.
- True 12-bit color processing engine improves color reproduction and gradation. When you examine the grayscale imaging, 12-bit color processing produces smoother tonal transitions and better representation of tones in shadow areas.
- Up to 700 nits brightness for ACCEL-A3201 and 350 nits for ACCEL-A3202 are suitable for application in operating room


Intel Server-Class 4 Cores Xeon Processor up to 3.7Ghz Turbo Boost



ACCEL-A3201

CPU Model	Base Freq(GHz)	Turbo Boost Max Single Core Freq(GHz)	Cores/Threads	Last Level Cache	ECC Memory Support
Xeon E3-1505M v5	2.8	3.7	4/8	8MB	Yes
Core i7-6820EQ	2.8	3.5	4/8	8MB	No

AMD 4 Cores Ryzen V1000 SoC with Ultra-High GPU Performance up to 3.6 TFLOPS



ACCEL-A3202

CPU Model	Base Freq(GHz)	Turbo Boost Max Single Core Freq(GHz)	Cores/Threads	L2 Cache	ECC Memory Support
V1807B	3.35	3.8	4/8	2MB	Yes
V1605B	2.0	3.6	4/8	2MB	Yes



High End Graphics Powered by Nvidia GeForce/Quadro or AMD Radeon Vega



- **ACCEL-A3201:** With dual-slot PCI Express[x16], supports up to **250W** NVIDIA GeForce/Quadro high end graphics card.
- **ACCEL-A3202:** Built-in AMD Radeon Vega GPU with up to **11 Compute Units** and up to **3.6 TFLOPS** (Tera Floating Point Operations Per Second).

Up to Triple PCI Express Expansion Capability



- **ACCEL-A3201** offers triple PCI Express slots: One PCI Express[x16] + One PCI Express[x4] + PCI Express[x1].
- **ACCEL-A3202** offers one PCI Express[x4] slot.



Anti-Bacterial Multi-Touch Screen – 10 years warranty

- By adding **nano-silver** material into SiO2 for coating process, it helps to break the bacterial cell wall so as to destroy the bacteria.
- According to the SGS test report, antimicrobial rates for both Staphylococcus aureus and Escherichia coli are over **99.9999%**.
- The coating film cured by high temperature improves the adhesion that can **warrant the use for 10 years**.



SGS Test Report for Anti-Bacterial Glass

